



Shop Safe Online with the Republic Visa OneCard




Nothing beats the cost savings, convenience, improved choice selection and increased physical security that come from shopping online. The benefits to consumers who shop online are many, but there are also risks associated with the loss of personal banking information.


Follow these tips to increase the safety of your Republic Visa OneCard online shopping experience.


 **Trusted Sites** - Use secure and trusted websites. Go directly to a retailer's website or download the specific store app rather than using search engines. Make sure site names are spelt correctly as common misspellings can lead you to a fraudulent site.


 **Online Security** - Look for the lock icon, a padlock or "https" in the URL for a website not just http as the "s" stands for secured.

 **Beware of Fake Sites** - Be on the lookout for phishing attacks. These are suspicious or unsolicited offers designed to look like real ones and may contain links or attachments. Don't take the bait. Delete. Don't click.

 **Secure Devices** - Make sure your computer has the latest anti-virus protection. If you're using a smart phone, ensure its mobile operating system is up to date.

 **Strong Passwords** - Use strong passwords. Shopping online usually means creating new accounts with various online retailers. Your passwords should include numbers, letters and characters to increase its strength. Never save your password especially when using public Wi-Fi or a shared computer.

 **Public Access** - Avoid using a public or shared computer whenever possible.

 **Account Management** - Regularly monitor your account and check your bank statements thoroughly to ensure there are no suspicious transactions or charges. Report suspicious transactions immediately.

 **Save Order Information** - Keep receipts and/or confirmation e-mails of all your purchases.

